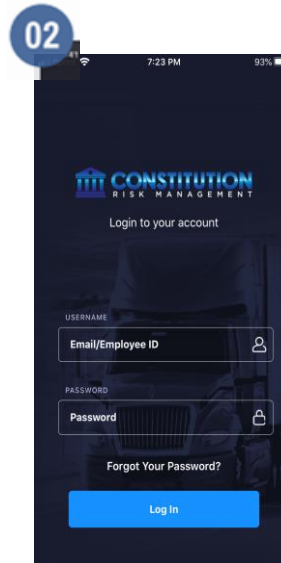


Turn on your phone or tablet's GPS and Bluetooth capabilities. Connect your hardware to your truck's ECM or OBDII Port.

If you are using the "GEAR" hardware, a flashing green and red light should appear on the front edge.



Using the login information you received in the Welcome Email

← Username or Email Here

← Password Here

⚠️ If this is your first time logging in, please accept Terms of Service and Application Permissions



Chose the Truck You Are Using Today You Can Search by Vehicle ID or VIN

Is this the correct truck?

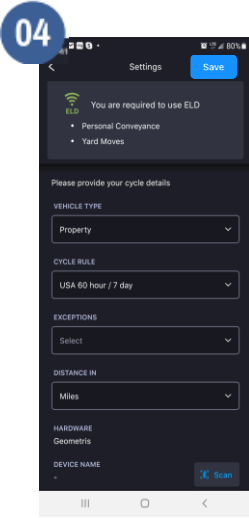
If so Select **Accept**

If so Select **Decline**

Continue Without a Vehicle to access logs without selecting a vehicle.



# User Manual



04

After assigning your vehicle, you can:

← Chose Yard Move or Personal Conveyance

*\*YM and PC cannot be selected here. This just notifies the driver they have the capability to use these features.*

← Property or Passenger

← Chose your rule cycle

← Measurement System

← Find your Hardware Click "Scan"

Below you can add your signature too. Select "Save" at the top when done!



05

Check for Unidentified logs, check your duty cycle, perform DVR and many other functions here



06

Change Duty Status here

Cannot Change if driving

Curious if Connected? Check here

Tap if not

See Time Left in Current Status

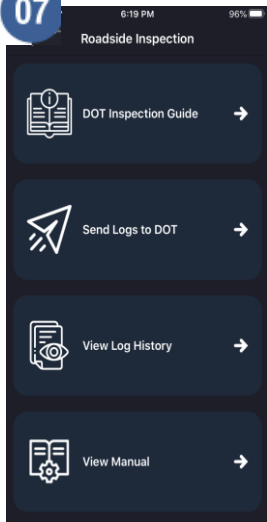
Roadside Inspection

Used in event of being stopped by safety official to transfer records via web services.

Logs

View, edit and sign driver daily logs.

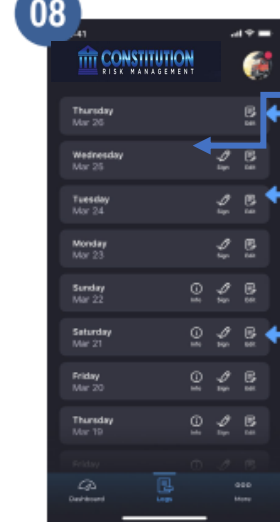
**07**



**For added safety to the driver, a password will be needed to leave this screen to ensure that an inspecting officer only sees what they need to see.**

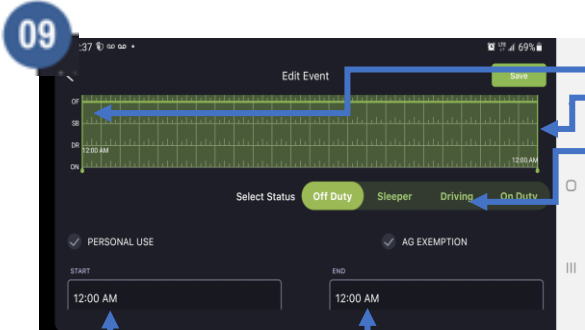
- DOT Inspection**  
Instructions Found Here
- To Send Logs**  
Select Send Logs to DOT
- Log History**  
Shows PDF versions of daily logs

**08**



**Tap on the day to view the logs**

- Edit button allows log header editing**
- Sign Logs Here**
  - Logs will stay here past 8 days if unsigned
  - No logs will be sent to portal if not signed
- i button will display annotation of the log**



09

Select the time you want edited by dragging the bar

Select appropriate status

Add location and notes

Automatic drive time cannot be edited

Editing can be done by changing the start and end times as well



10

Forget to login and missing some time?  
Go to "More"

Check in Unidentified Driver Logs  
Time driven that accrues when a driver forgets to login to their device or connect to their hardware prior to driving will show up here.

11

## How to report malfunctions and recordkeeping procedures

1. Note the malfunction of the ELD and provide written notice of the malfunction to the motor carrier within 24 hours
2. Reconstruct the record of duty status for the current 24-hour period and the previous 7 consecutive days, and record the records of duty status on graph-grid paper logs
3. Continue to manually prepare a record of duty status until the ELD is serviced and brought back into compliance
4. Compliance Malfunction Codes:
  - PWCM - Power
  - ESCM - Engine Synchronization
  - TCM - Timing
  - PCM - Positioning
  - DRCM - Data Recording
  - DTCM Data Transfer
  - O - Other

## DAILY DRIVER'S LOG | One Calendar Day 24/hr

Vehicle #:		MM/DD/YY:	
Trailer #(s):		Day's Total Miles:	
Name of Carrier(s):		Drivers Signature:	
Main Office Address:		Name of Co-Driver:	

	M	1	2	3	4	5	6	7	8	9	10	11	N	1	2	3	4	5	6	7	8	9	10	11	M	TOTAL HOURS	
OFF DUTY																											
SLEEPER																											
DRIVING																											
ON DUTY																											

Remarks	
---------	--

Shipping Documents #: \_\_\_\_\_

Drivers License #	
Drivers License State	
Drivers ID	
Co-Driver ID	
ELD ID	
ELD Manufacturer	
ELD Malfunction Indicators	
USDOT #	
Time Zone	
24 Starting Time	
Data Diagnostic Indicators	
Start/End Odometer	
Start/End Engine Hours	
Print/Display Date	
Truck Tractor VIN	
Exempt Driver Status	
Unidentified Driver Records	
Current Location	
File Comment	
Time Zone Offset from UTC	



## DAILY DRIVER'S LOG | One Calendar Day 24/hr

Vehicle #:		MM/DD/YY:	
Trailer #(s):		Day's Total Miles:	
Name of Carrier(s):		Drivers Signature:	
Main Office Address:		Name of Co-Driver:	

	M	1	2	3	4	5	6	7	8	9	10	11	N	1	2	3	4	5	6	7	8	9	10	11	M	TOTAL HOURS
OFF DUTY																										
SLEEPER																										
DRIVING																										
ON DUTY																										

Remarks	
---------	--

Shipping Documents #: \_\_\_\_\_

Drivers License #	
Drivers License State	
Drivers ID	
Co-Driver ID	
ELD ID	
ELD Manufacturer	
ELD Malfunction Indicators	
USDOT #	
Time Zone	
24 Starting Time	
Data Diagnostic Indicators	
Start/End Odometer	
Start/End Engine Hours	
Print/Display Date	
Truck Tractor VIN	
Exempt Driver Status	
Unidentified Driver Records	
Current Location	
File Comment	
Time Zone Offset from UTC	



## DAILY DRIVER'S LOG | One Calendar Day 24/hr

Vehicle #:		MM/DD/YY:	
Trailer #(s):		Day's Total Miles:	
Name of Carrier(s):		Drivers Signature:	
Main Office Address:		Name of Co-Driver:	

	M	1	2	3	4	5	6	7	8	9	10	11	N	1	2	3	4	5	6	7	8	9	10	11	M	TOTAL HOURS		
OFF DUTY																												
SLEEPER																												
DRIVING																												
ON DUTY																												

Remarks	
---------	--

Shipping Documents #: \_\_\_\_\_

Drivers License #	
Drivers License State	
Drivers ID	
Co-Driver ID	
ELD ID	
ELD Manufacturer	
ELD Malfunction Indicators	
USDOT #	
Time Zone	
24 Starting Time	
Data Diagnostic Indicators	
Start/End Odometer	
Start/End Engine Hours	
Print/Display Date	
Truck Tractor VIN	
Exempt Driver Status	
Unidentified Driver Records	
Current Location	
File Comment	
Time Zone Offset from UTC	





## DAILY DRIVER'S LOG | One Calendar Day 24/hr

Vehicle #:		MM/DD/YY:	
Trailer #(s):		Day's Total Miles:	
Name of Carrier(s):		Drivers Signature:	
Main Office Address:		Name of Co-Driver:	

	M	1	2	3	4	5	6	7	8	9	10	11	N	1	2	3	4	5	6	7	8	9	10	11	M	TOTAL HOURS
OFF DUTY																										
SLEEPER																										
DRIVING																										
ON DUTY																										

Remarks	
---------	--

Shipping Documents #: \_\_\_\_\_

Drivers License #	
Drivers License State	
Drivers ID	
Co-Driver ID	
ELD ID	
ELD Manufacturer	
ELD Malfunction Indicators	
USDOT #	
Time Zone	
24 Starting Time	
Data Diagnostic Indicators	
Start/End Odometer	
Start/End Engine Hours	
Print/Display Date	
Truck Tractor VIN	
Exempt Driver Status	
Unidentified Driver Records	
Current Location	
File Comment	
Time Zone Offset from UTC	



## DAILY DRIVER'S LOG | One Calendar Day 24/hr

Vehicle #:		MM/DD/YY:	
Trailer #(s):		Day's Total Miles:	
Name of Carrier(s):		Drivers Signature:	
Main Office Address:		Name of Co-Driver:	

	M	1	2	3	4	5	6	7	8	9	10	11	N	1	2	3	4	5	6	7	8	9	10	11	M	TOTAL HOURS		
OFF DUTY																												
SLEEPER																												
DRIVING																												
ON DUTY																												

Remarks	
---------	--

Shipping Documents #: \_\_\_\_\_

Drivers License #	
Drivers License State	
Drivers ID	
Co-Driver ID	
ELD ID	
ELD Manufacturer	
ELD Malfunction Indicators	
USDOT #	
Time Zone	
24 Starting Time	
Data Diagnostic Indicators	
Start/End Odometer	
Start/End Engine Hours	
Print/Display Date	
Truck Tractor VIN	
Exempt Driver Status	
Unidentified Driver Records	
Current Location	
File Comment	
Time Zone Offset from UTC	



## DAILY DRIVER'S LOG | One Calendar Day 24/hr

Vehicle #:		MM/DD/YY:	
Trailer #(s):		Day's Total Miles:	
Name of Carrier(s):		Drivers Signature:	
Main Office Address:		Name of Co-Driver:	

	M	1	2	3	4	5	6	7	8	9	10	11	N	1	2	3	4	5	6	7	8	9	10	11	M	TOTAL HOURS
OFF DUTY																										
SLEEPER																										
DRIVING																										
ON DUTY																										

Remarks	
---------	--

Shipping Documents #: \_\_\_\_\_

Drivers License #	
Drivers License State	
Drivers ID	
Co-Driver ID	
ELD ID	
ELD Manufacturer	
ELD Malfunction Indicators	
USDOT #	
Time Zone	
24 Starting Time	
Data Diagnostic Indicators	
Start/End Odometer	
Start/End Engine Hours	
Print/Display Date	
Truck Tractor VIN	
Exempt Driver Status	
Unidentified Driver Records	
Current Location	
File Comment	
Time Zone Offset from UTC	



## DAILY DRIVER'S LOG | One Calendar Day 24/hr

Vehicle #:		MM/DD/YY:	
Trailer #(s):		Day's Total Miles:	
Name of Carrier(s):		Drivers Signature:	
Main Office Address:		Name of Co-Driver:	

	M	1	2	3	4	5	6	7	8	9	10	11	N	1	2	3	4	5	6	7	8	9	10	11	M	TOTAL HOURS
OFF DUTY																										
SLEEPER																										
DRIVING																										
ON DUTY																										

Remarks	
---------	--

Shipping Documents #: \_\_\_\_\_

Drivers License #	
Drivers License State	
Drivers ID	
Co-Driver ID	
ELD ID	
ELD Manufacturer	
ELD Malfunction Indicators	
USDOT #	
Time Zone	
24 Starting Time	
Data Diagnostic Indicators	
Start/End Odometer	
Start/End Engine Hours	
Print/Display Date	
Truck Tractor VIN	
Exempt Driver Status	
Unidentified Driver Records	
Current Location	
File Comment	
Time Zone Offset from UTC	



## DAILY DRIVER'S LOG | One Calendar Day 24/hr

Vehicle #:		MM/DD/YY:	
Trailer #(s):		Day's Total Miles:	
Name of Carrier(s):		Drivers Signature:	
Main Office Address:		Name of Co-Driver:	

	M	1	2	3	4	5	6	7	8	9	10	11	N	1	2	3	4	5	6	7	8	9	10	11	M	TOTAL HOURS
OFF DUTY																										
SLEEPER																										
DRIVING																										
ON DUTY																										

Remarks	
---------	--

Shipping Documents #: \_\_\_\_\_

Drivers License #	
Drivers License State	
Drivers ID	
Co-Driver ID	
ELD ID	
ELD Manufacturer	
ELD Malfunction Indicators	
USDOT #	
Time Zone	
24 Starting Time	
Data Diagnostic Indicators	
Start/End Odometer	
Start/End Engine Hours	
Print/Display Date	
Truck Tractor VIN	
Exempt Driver Status	
Unidentified Driver Records	
Current Location	
File Comment	
Time Zone Offset from UTC	

